



Media Release

Ontario Liberal Support Jumps McGuinty Noses Ahead of Eves as Best Premier

Ottawa – June 2, 2003 – A provincial survey of Ontarians released by polling firm SES Canada Research Inc. and the Osprey Media Group indicates that the McGuinty Liberals have widened their margin over the Eves-led PCs. More significantly, Dalton McGuinty has marginally passed Ernie Eves as the preferred leader to be the Premier of Ontario.

Current SES polling puts the Ontario Liberals at 53% (up 9 points since the winter of 2003), the Progressive Conservatives (PCs) at 32% (down 2 points), and the NDP at 15% (down 4 points). If an election were held last week, the Liberals would have enjoyed a 21 point margin on the Progressive Conservatives.

With the jump in Liberal support has been a commensurate increase in the number of Ontarians who identify Dalton McGuinty as their first choice as Premier. Thirty-six percent chose Dalton McGuinty as the best Premier, followed by Ernie Eves at 34% and Howard Hampton at 10%. Nineteen percent of Ontarians were unsure.

“While the trend-line for Eves and Hampton have been static, McGuinty’s growth has been largely a result of the shift in opinion among Ontarians who were unsure,” according to SES President Nikita Nanos. “The percentage of Ontarians unsure of who would make the best Premier dropped from 32% to 19% and shifted into the McGuinty column. Although this is good news for Dalton McGuinty, this new shift in opinion should be considered soft. For the Liberals, it is an opportunity to consolidate gains. Reversing this trend will require quick action by the governing PCs.”

When asked whether they were more or less likely to vote PC with Ernie Eves as the new leader, 56% of Ontarians said the change from Mike Harris to Ernie Eves had no impact on their vote intention. Nineteen percent said they were more likely to vote PC while another nineteen percent said they were less likely to vote PC. Six percent were undecided.



Media Release

“The change in leadership has been a wash for the governing PCs,” according to Nik Nanos. “Although Mike Harris was consistently preferred by voters over Dalton McGuinty that is not the case of Ernie Eves at this time.”

SES’s Ontario Omnibus Survey is conducted every four months. It is based on a random telephone sample of 500 Ontarians, 18 years of age and older and was conducted on May 26th and May 27th, 2003. The margin of accuracy for the survey is 4.5 percentage points, plus or minus, 19 times out of 20. Validation of the demographic profile of respondents indicates that the poll is a fair representation of the Ontario voting populace.

Established in 1987, SES Canada Research Inc. is a full service marketing and public opinion research firm.

For a detailed review of the survey tables, please visit the SES Research website at <http://www.sesresearch.com> in the on-line polling library.

-30-

Media inquiries:

Nikita Nanos, President
SES Canada Research Inc.
100 Sparks Street, Suite 1001
Ottawa, Ontario
(613) 234-4666
nnanos@sesresearch.com

Visit the SES website at www.sesresearch.com

SES Toronto

401-250 Consumers Road,
Toronto, CANADA M2J 4V6
Phone (416) 493- 1965
Fax (416) 493-6403

SES Ottawa

1001-100 Sparks Street,
Ottawa, ON K1P 5B7
Phone (613) 234-4666
Fax (613) 235-1444

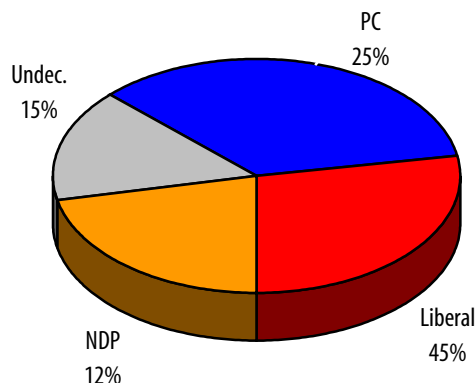
SES Halifax

407-1959 Upper Water Street,
Halifax, CANADA B3J 3N2
Phone (902) 420-9523
Fax (902) 422-2388

SES General Mail

Postal Station A,
Box 5804
Toronto, CANADA M5W 1P2
Toll-free 1 888 737-5505

THE BALLOT (committed and undecided)



Decided (%) May-03 1999* Change

PC	31.9	45.1	▼13.2
Liberal	53.2	39.9	▲13.3
NDP	14.7	12.6	▲ 2.1
Green	0.2	0.7	▼ 0.5

* Provincial Election

Commentary

Over the past 120 days the Liberal margin has widened to 21 points. Core PC areas continue to be rural voters, voters over 60 years of age, homeowners and men.

New Democrats do better among voters under 30 years of age and renters.

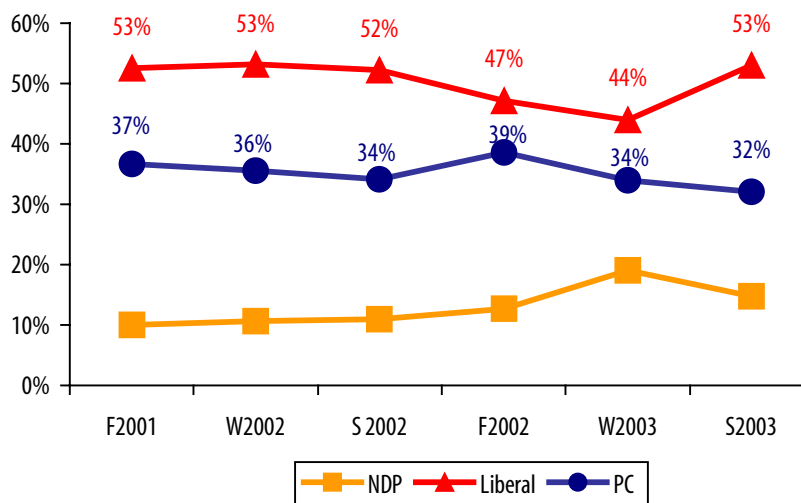
The Liberals still, however, do well in all age categories with the exception of voters 60 years of age or older.

THE METHODOLOGY

Between on May 26th and 27th, 2003, SES conducted a total of 500 telephone interviews across Ontario with eligible voters. Aggregate results of the survey are accurate to within 4.5 percentage points, plus or minus, 19 times out of 20.

Validation of the demographic profile of respondents indicates that the poll is a fair representation of the voters of Ontario.

LONGITUDINAL BALLOT TRACKING (committed only)



Target Groups (+/- index)

	PC	LIB	NDP	Und
Men	+7	0	-1	-5
Women	-6	0	+2	+6
18 to 29 years of age	-11	-4	+8	+9
30 to 39 years of age	-1	+9	-6	-1
40 to 49 years of age	+4	+2	0	-5
50 to 59 years of age	+1	+9	+1	-9
60 plus	+11	-16	0	+5
Homeowners	+8	+2	-4	-5
Renters	-13	-3	+7	+10
Urban Postal Code	-2	+1	+1	+1
Rural Postal Code	+13	-6	-5	-1

Note: Plus/minus index scores are based on the difference between the sub-group and the sample average. For example a +10 score for the PCs would indicate that the subgrouping is 10% more likely to vote PC than the average voter.

ABOUT SES

Established in 1987, SES Canada Research Inc. is a full service public opinion research and management consulting firm.

In order to maximize turn-around time and increase efficiency, SES has a 110-line call centre complete with a predictive dialer. SES is regularly called upon by corporate, government and para-public clients in Canada and the United States to conduct research and provide strategic advice.

For more information on our full range of services please visit our website

www.sesresearch.com or contact:

Mr. Nikita Nanos at (613) 234-4666 ext. 400 or nnanos@sesresearch.com

Ontario Provincial Politics – Leadership

QUESTION

Thinking of the current provincial party leaders [rotate order] Ernie Eves (2002/3 wave)/Mike Harris (2001 wave), Dalton McGuinty and Howard Hampton. . . who, in your opinion, would make the best Premier of Ontario?

Commentary

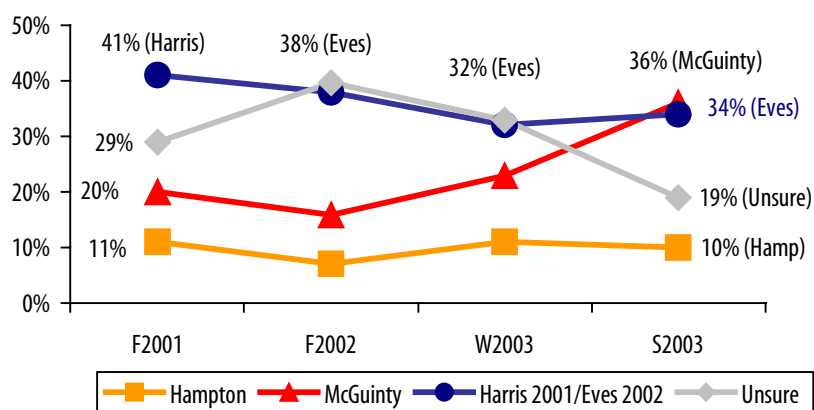
Over the past 120 days, the percentage of Ontarians unsure of who would be the best Premier has dropped from 32% to 19%.

While the trend lines for Ernie Eves and Howard Hampton have remained relatively steady over time, McGuinty has registered a noticeable increase in the number of Ontarians who consider him the best choice for Premier.

Currently, McGuinty marginally beats Ernie Eves by two percentage points. This compares to SES polling in the Fall of 2001. Prior to the resignation of Premier Mike Harris, twice as many Ontarians still preferred Mike Harris (41%) over Dalton McGuinty (20%).

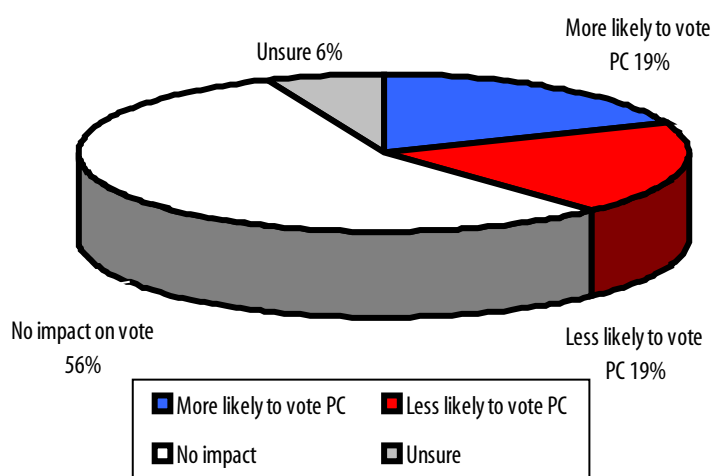
At this point in time, the change in leadership for the PCs from Mike Harris to Ernie Eves has resulted in no net gain in support. Fifty-six percent of Ontarians said the change had no impact while the Eves pick-up and loss is a wash.

BEST PREMIER TRACKING



LEADER IMAGE COMPARISON

Since the selection of Ernie Eves as the new leader of the PCs and Premier of Ontario, are you more likely to vote PC locally, less likely to vote PC locally or has this change in leadership had no impact on your local voting preference.



THE METHODOLOGY

On May 26th and May 27th, 2003, SES conducted a total of 500 telephone interviews across Ontario with eligible voters. Aggregate results of the survey are accurate to within 4.5 percentage points, plus or minus, 19 times out of 20.

Validation of the demographic profile of respondents indicates that the poll is a fair representation of the voters of Ontario.

ABOUT SES

Established in 1987, SES Canada Research Inc. is a full service public opinion research and management consulting firm.

In order to maximize turn-around time and increase efficiency, SES has a 110-line call centre complete with a predictive dialer. SES is regularly called upon by corporate, government and para-public clients in Canada and the United States to conduct research and provide strategic advice.

For more information on our full range of services please visit our website www.sesresearch.com or contact:

Mr. Nikita Nanos at (613) 234-4666 ext. 400 or nnanos@sesresearch.com